



# 2024 Salem Saddle Club Summer Sizzle Open Show

Location: Salem Saddle Club, 7005 Lardon Rd, Salem, OR



## Opening Ceremony at 8:00 A.M.

1. Halter Stallions/Geldings
2. Halter Mares
3. Halter Saddle/Pleasure Type
4. Halter Stock Type
5. Halter Hunter Type
6. Halter Jr. Equine
7. Halter Sr. Equine
8. Halter Colored Horse
9. Halter Solid Horse
10. **\*\*Halter 14.2 & Under**
11. Halter Over 14.2
12. Halter Youth Exhibitor
13. Halter 18 & Over
14. **\*\*Halter W/T Youth Exhibitor**
15. **\*\*Halter W/T 18 & Over Exhibitor**
16. Halter Yearling & 2 Year Old (Trifecta)

**\*\* 10 Min. Break \*\***

17. **\*\*Showmanship W/T Youth Exhibitor**
18. **\*\*Showmanship W/T 18 & Over Exhibitor**
19. Showmanship Youth
20. Showmanship 18 & Over
21. **\*\*Showmanship 14.2 & Under**

**\*\* 15 Min. Break - English Warmup \*\***

22. **\*\*English W/T Youth Exhibitor**
23. **\*\*English W/T 18 & Over Exhibitor**
24. English W/T Youth
25. English W/T 18 & Over
26. **\*\*English Eq. W/T Youth Exhibitor**
27. **\*\*English Eq. W/T 18 & Over Exhibitor**
28. English Eq. Youth
29. English Eq. 18 & Over
30. English Pleasure Youth
31. English Pleasure 18 & Over
32. **\*\*Eng Discip Rail W/T Youth Exhibitors**
33. **\*\*Eng Discip Rail W/T 18 & Over Exhibitors**
34. English PL Discipline Rail Youth
35. English PL Discipline Rail 18 & Over

**\*\* Lunch Break \*\***

36. **\*\*Western W/T Youth Exhibitors**
37. **\*\*Western W/T 18 & Over Exhibitors**
38. Western W/T Youth
39. Western W/T 18 & Over
40. **\*\*West Horsemanship W/T Youth Exhibitor**
41. **\*\*West Horsemanship W/T 18 & Over Exhibitor**
42. Western Horsemanship Youth
43. Western Horsemanship 18 & Over
44. Western Pleasure Youth
45. Western Pleasure 18 & Over
46. **\*\*Western Discip Rail W/T Youth Exhibitor**
47. **\*\*Western Discip Rail W/T 18 & Over Exhibitor**
48. Western Discipline Rail Youth
49. Western Discipline Rail 18 & Over
50. Lunge Line Trifecta

**\*\* 15 Min. Break - Drivers Warmup \*\***

51. **\*\*14.2 & Under Mini/Pony Pleasure Driving**
52. **\*\*14.2 & Under Mini/Pony Discip Rail Driving**
53. **\*\*14.2 & Under Reinsmanship**
54. Over 14.2 Pleasure Driving Horse
55. Over 14.2 Discipline Rail Driving Horse
56. Over 14.2 Reinsmanship

**\*\* 20 Min. Break for Trail Setup \*\***

57. Trail Yearling & 2 Year Old Trifecta
  58. **\*\*Trail W/T Youth Exhibitors**
  59. **\*\*Trail W/T 18 & Over Exhibitors**
  60. **\*\*Trail 14.2 & Under Mini/Pony**
  61. Trail Youth (Lope Class)
  62. Trail 18 & Over (Lope Class)
  63. Ranch Trail Youth
  64. Ranch Trail Non Pro
  65. Ranch Trail Open
- \*\* 15 Min. Break for Ranch \*\***
66. Ranch Rail Pleasure Youth
  67. Ranch Rail Pleasure Non Pro
  68. Ranch Rail Pleasure Open
  69. Ranch Riding Youth
  70. Ranch Riding Non Pro
  71. Ranch Riding Open
  72. Ranch Reining Youth
  73. Ranch Reining Non Pro
  74. Ranch Reining Open

## The Rules!

**Approved Hats & Helmets Required**  
**Bring your Boots!**  
**No Boots No Ride!**

**Proper riding attire for your safety!**  
**Long sleeves and pants required.**

**Silver, Bling or Bands Not Required!**  
**Please No advertising in show arena!**

**No Bridle less Riding**

**These do not count for Halter High Point!**

**Must show in 3 classes to be eligible for High Point.**  
**Trifecta & Ranch included.**

**See Point Matrix for what classes count for Show Hi Points.**

**\*\* W/T Exhibitor Classes**  
**Are not allowed to cross enter into any Lope Divisions!**

**\*\*14.2 & Under are Pony / Mini Classes Only - mature height is 14.2. Official Measurements may be done.**

**\*\*Trail\*\***  
**Exhibitors must enter only the Trail Class for the Division they are competing in!**

**Must show at 4 out of 5 Shows to Qualify for "Buckle Series" !**  
**\*With the Same Number!\***

## SHOW DATES & JUDGES

**August 24th, 2024**  
**Kenny Strohecker**  
**Kevin Semmel**

## SHOW HIGH POINT AWARDS:

Halter W/T Youth Exhibitors W/T 18 & Over Exhibitors 14.2 & Under Mini/Pony Trifecta	Youth 18 & Over Ranch Youth Ranch Non-Pro Ranch Open
--	--

~ Participation agreement and releases must be signed before entering arena! ~

**~Passport to show in all eligible classes for one flat fee!~**

Pre Entry Class Fee	\$12.00
Day of Show Entry Class Fee	\$15.00
Passport Fee (per horse/exhibitor)	\$150.00
Day Stall (check with Show Secretary)	\$50.00
OHA Fee (per horse/exhibitor)	\$5.00
Office Fee (per horse/exhibitor)	\$15.00
Late Entry Fee (per horse/exhibitor)	\$20.00

**~ Pre-entries must be post marked one week prior to show. ~**

**Ranch Classes not to Start before 2:30pm on Day of Show.**

**Office Opens at 7:00 A.M.**

**\$ We accept cash or checks \$**

**Please check with Show Secretary for Stall availability for Shows. \$50 for a day stall.**

**Points are accumulated on same Equine/Rider Combination.**

**Show Manager: Teri Thomson**  
**Phone 503-510-2113**

**Show Secretary: Pat Berger**  
**503-989-1506**  
**busyb@ipns.com**



# 2024 SSC ~ Summer Sizzle Open Show

Office Opens at 7:00 A.M.

RESPONSIBLE PARTY: \_\_\_\_\_ Show Month & Year \_\_\_\_\_



EXHIBITOR NUMBER

Exhibitor: \_\_\_\_\_ Age: \_\_\_\_\_

Equine Name \_\_\_\_\_ Gender \_\_\_\_\_ Yr. Foaled \_\_\_\_\_

**OWNER INFORMATION**

Owners Name (Last) \_\_\_\_\_ (First) \_\_\_\_\_ Age \_\_\_\_\_

Address \_\_\_\_\_ City \_\_\_\_\_ State \_\_\_\_\_ Zip \_\_\_\_\_

Email Address \_\_\_\_\_ Phone \_\_\_\_\_

- DIVISIONS EXHIBITING IN**
- HALTER
  - W/T Youth Exhibitor
  - W/T 18 & Over Exhibitors
  - 14.2 & Under Mini/Pony
  - Trifecta
  - Youth
  - 18 & Over
  - Ranch Youth
  - Ranch Non-Pro
  - Ranch Open

**Please check classes you are entering below:**

1	2	3	4	5	6	7	8	9	10	11	12	13	14	15	16	17	18	19	20
21	22	23	24	25	26	27	28	29	30	31	32	33	34	35	36	37	38	39	40
41	42	43	44	45	46	47	48	49	50	51	52	53	54	55	56	57	58	59	60
61	62	63	64	65	66	67	68	69	70	71	72	73	74						

I acknowledge that horseback riding is a sport which carries inherent risks of injury and damage to myself, others, equine and property. I knowingly assume all risks. In consideration of my participation in this event, I agree I will defend, indemnify and hold harmless SSC, OFEA and OHA the facility, and any agents or employees of the above against all claims, demands, and causes of actions including court costs and attorney fees arising from any proceeding or lawsuit brought by or prosecuted for my benefit. This agreement is binding on my executors, heirs, and assigns. My signature on this entry acknowledges that I have read this liability release and know and understand its content. My signature also acknowledges that I will abide by SSC, OFEA and OHA BY-LAWS and RULES.

I / WE THE UNDERSIGNED HAVE READ AND AGREED TO THE ABOVE AGREEMENT AND WAIVER AND TESTIFY TO THE ABOVE BY SIGNATURE BELOW:

**\$ We accept cash or checks \$**

Owner \_\_\_\_\_ Date: \_\_\_\_\_

Parent/Guardian \_\_\_\_\_ Date: \_\_\_\_\_

Exhibitor \_\_\_\_\_ Date: \_\_\_\_\_

(Parent/Guardian must sign for exhibitors under the age of 18)

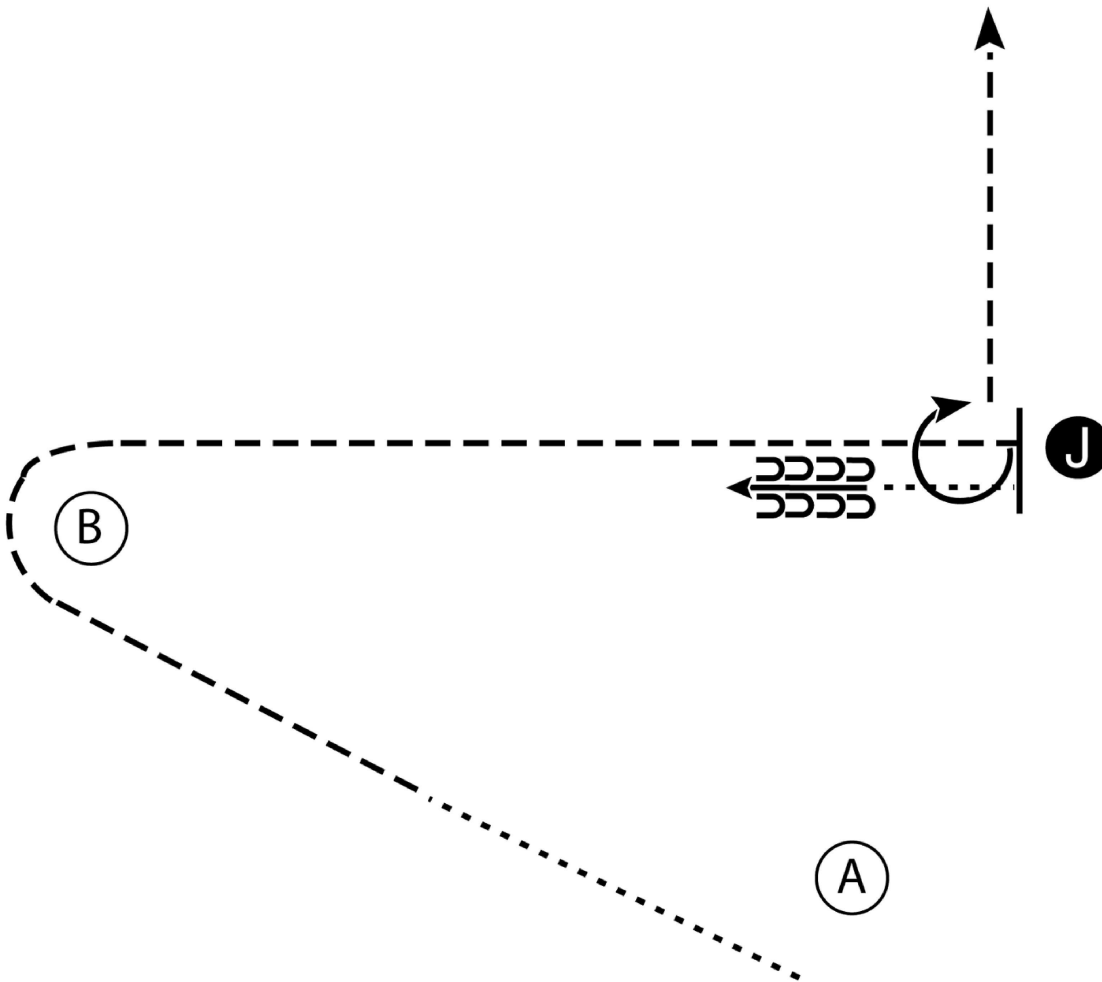
**Please check with Show Secretary for Stalls. \$50 for a day stall.**

Mail Entry Form with check payable to:  
 Salem Saddle Club  
 c/o Pat & Rose Berger  
 7828 Mt Angel Hwy NE  
 Silverton, OR 97381  
[busyb@ipns.com](mailto:busyb@ipns.com)  
*\*Pre-entries must be post marked one week prior to show\**

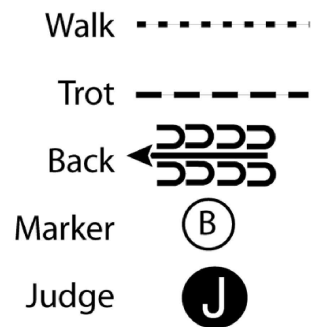
	Pre Entry Class Fee \$12.00 Per Class _____ X	= _____
	Day of Show Entry Fee \$15.00 Per Class _____ X	= _____
	Passport Fee \$150.00 per Exhibitor/Horse Combo _____ X	= _____
	When available - Day Stall Fee \$50.00 Per Stall _____ X	= _____
	OHA per Horse Fee \$5.00 per Exhibitor/Horse Combo _____ X	= _____
	Office Fee \$15.00 per Exhibitor/Horse Combo _____ X	= _____
	Entry not received by deadline – Late Fee @20.00 per Exhibitor/Horse Combo _____ X	= _____
	<b>OPEN CHECK # _____ CASH \$ _____</b>	<b>TOTAL <input type="text"/></b>

# OHA Summer Sizzle Open Show

## Showmanship (Classes 17-21)

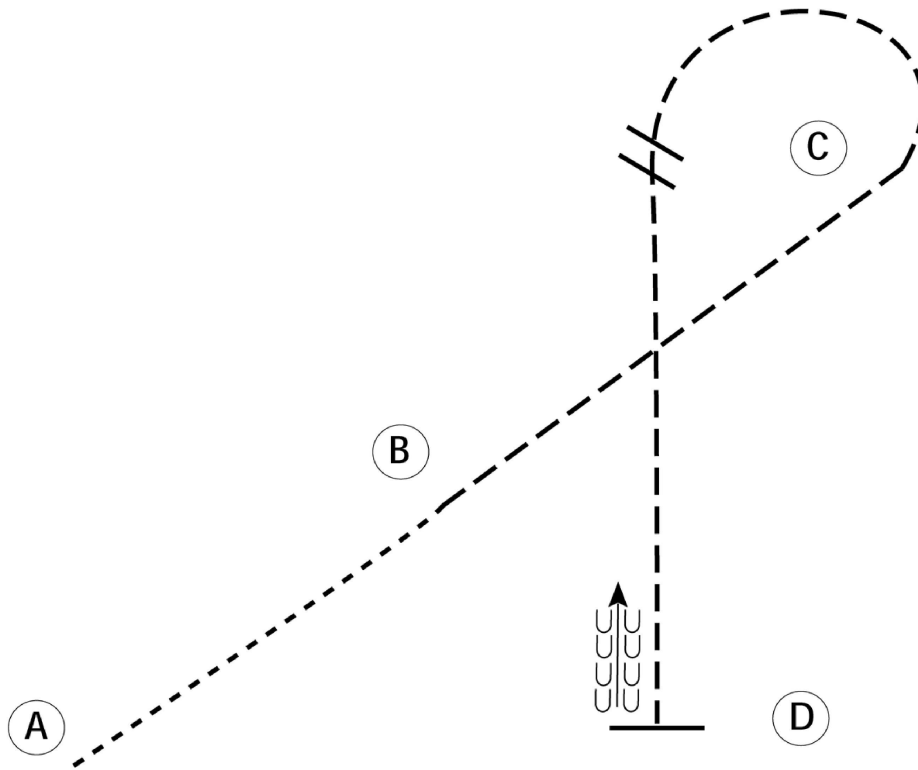


1. Walk half way from A to B.
2. Trot around B to the Judge.
3. Stop and back four steps.
4. Walk to Judge and set up for inspection.
5. When dismissed perform a 270 degree turn and trot to line-up.



# OHA Summer Sizzle Open Show

English Eq. Walk/Trot Youth and 18 & Over (Classes 26 & 27)



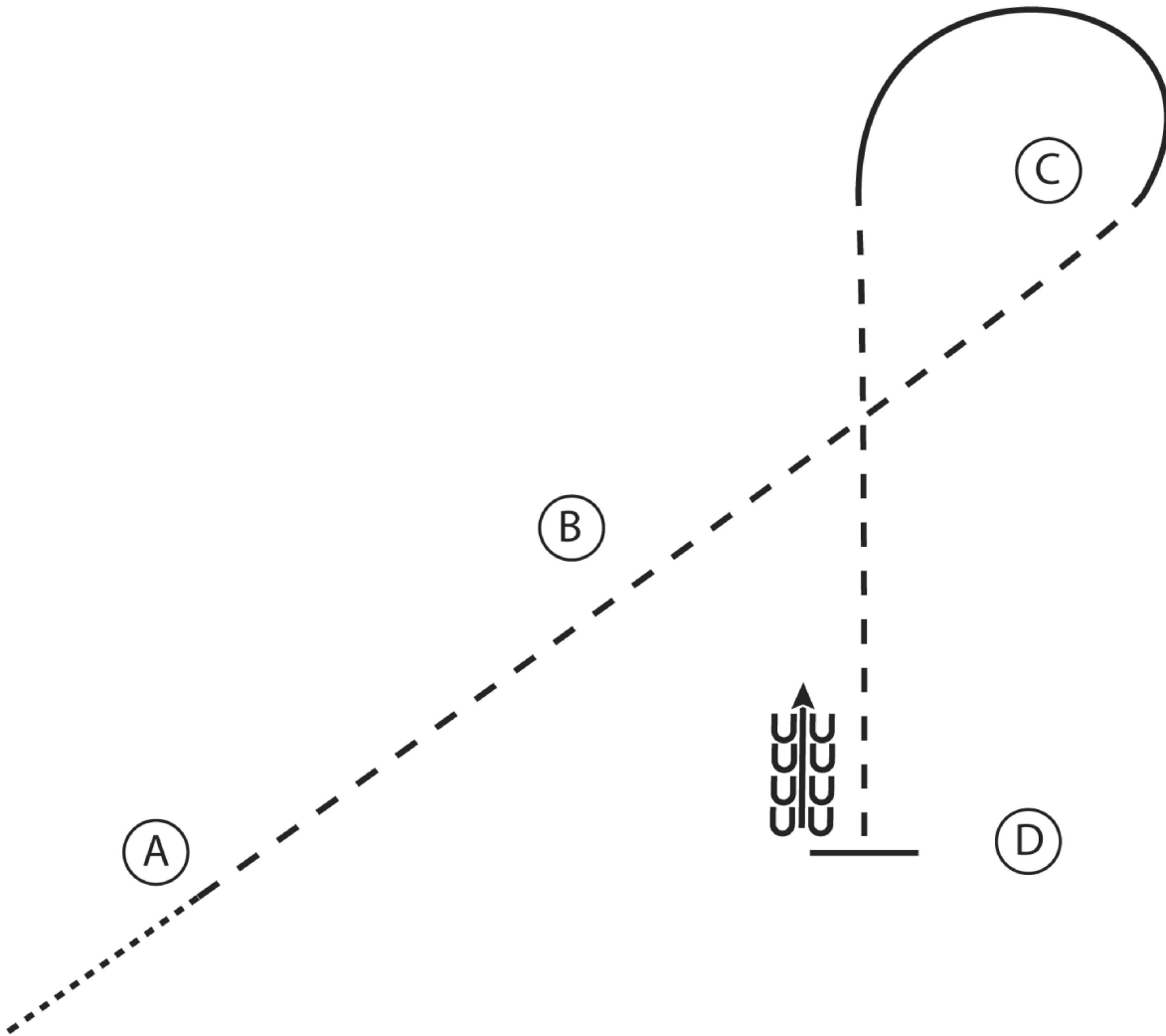
Be ready at A.

1. Walk from A to B.
2. Sitting trot from B to C.
3. At C, posting trot on the right diagonal.
4. At C, change diagonals.
5. Posting trot on the left diagonal to D.
6. Stop at D. Back approximately one horse length.
7. Follow the instructions of your ring steward.

Walk	-----
Trot	- - - - -
Extended Trot	— — — —
Canter	—————
Leg Yield	
Lead Change	↘
Back	← u u u
Marker	ⓑ
Sidepass	← - - - ←
Hand Gallop	———

# OHA Summer Sizzle Open Show

English Eq. Youth and 18 & Over (Classes 28 & 29)

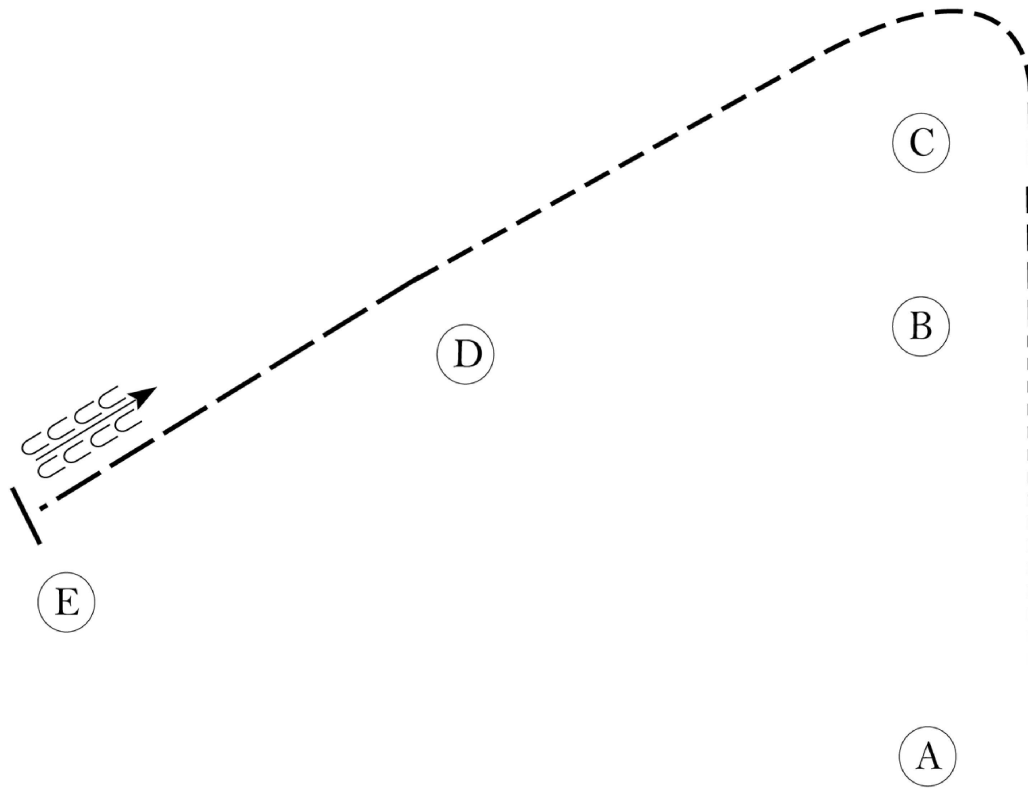


1. Walk to A
2. Sitting trot to B
3. Posting trot to C on the right diagonal
4. At C canter a half circle on the left lead
5. At C posting trot to D on the left diagonal
6. Stop at D and back 4 steps

Walk	.....
Trot	-----
Extended Trot	—————
Canter	—————
Leg Yield	
Lead Change	↘
Back	← u u u u u u
Marker	(B)
Sidepass	←-----←

# OHA Summer Sizzle Open Show

Western Horsemanship W/T Youth and 18 & Over (Classes 40 & 41)



Be ready at A.

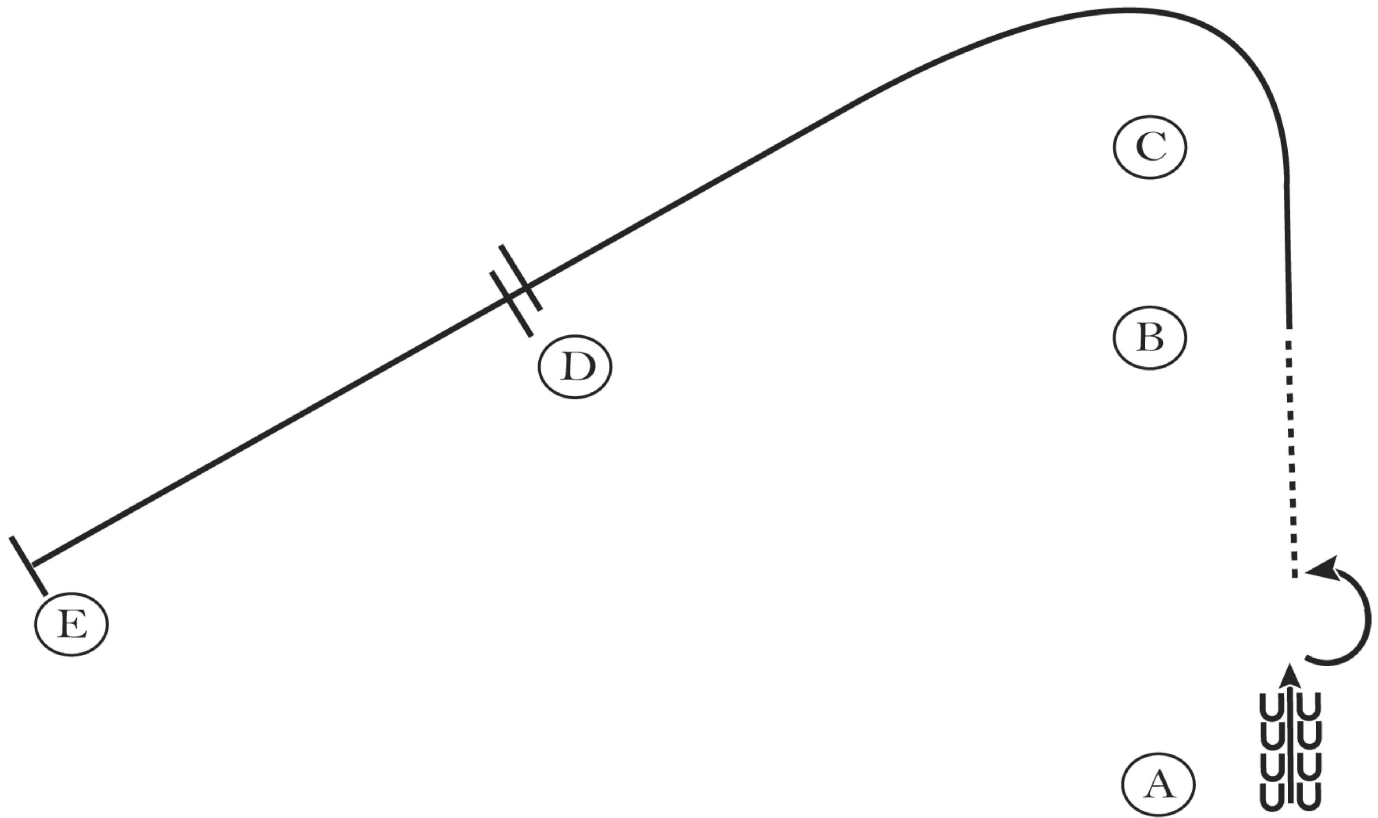
1. Walk from A to B.
2. Jog from B, around C, and to D.
3. Extend the jog from D to E.
4. Stop at E and back approximately one horse length.

Follow the instructions of your ring steward.

<b>Walk</b>	-----
<b>Jog</b>	-----
<b>Extended Jog</b>	-----
<b>Lope</b>	—————
<b>Leg Yield</b>	
<b>Lead Change</b>	—/—
<b>Back</b>	← ← ← ← ← ← ← ← ← ←
<b>Marker</b>	⊙ B
<b>Sidepass</b>	←-----→

# OHA Summer Sizzle Open Show

Western Horsemanship Lope - Youth and 18 & Over (Classes 42 & 43)

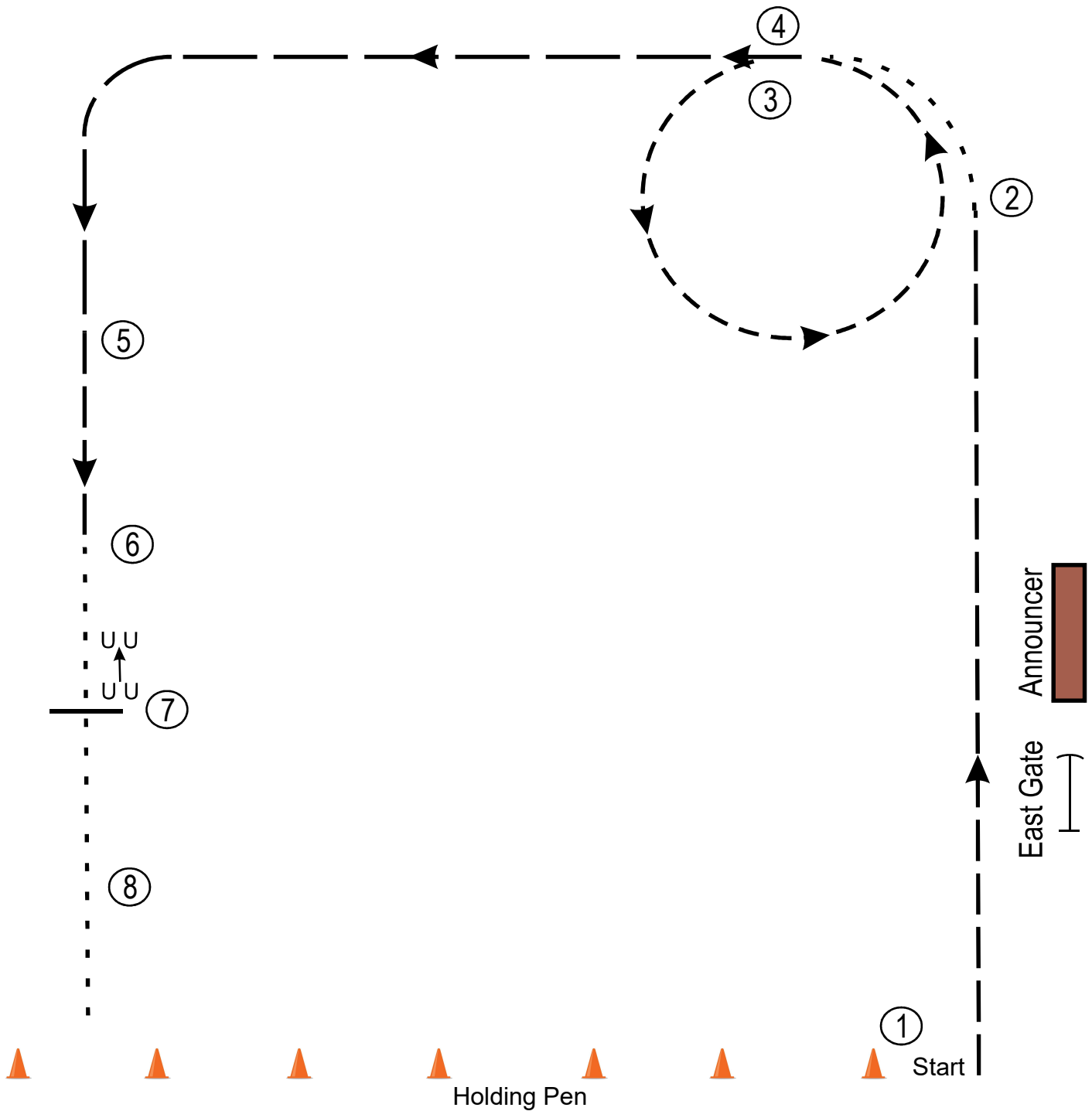


1. Start at A and back 4 steps
2. Perform a 180 degree turn to the left
3. Walk to B
4. At B lope on the left lead around C to D
5. At D perform a lead change and continue to E
6. Stop at E

Walk	.....
Jog	-----
Extended Jog	-----
Lope	—————
Leg Yield	
Lead Change	— / —
Back	← 3 3 3 3 3 3
Marker	⊙ (B)
Sidepass	←-----→

# OHA Summer Sizzle Open Show

## Reinmanship (Classes 53 & 56)



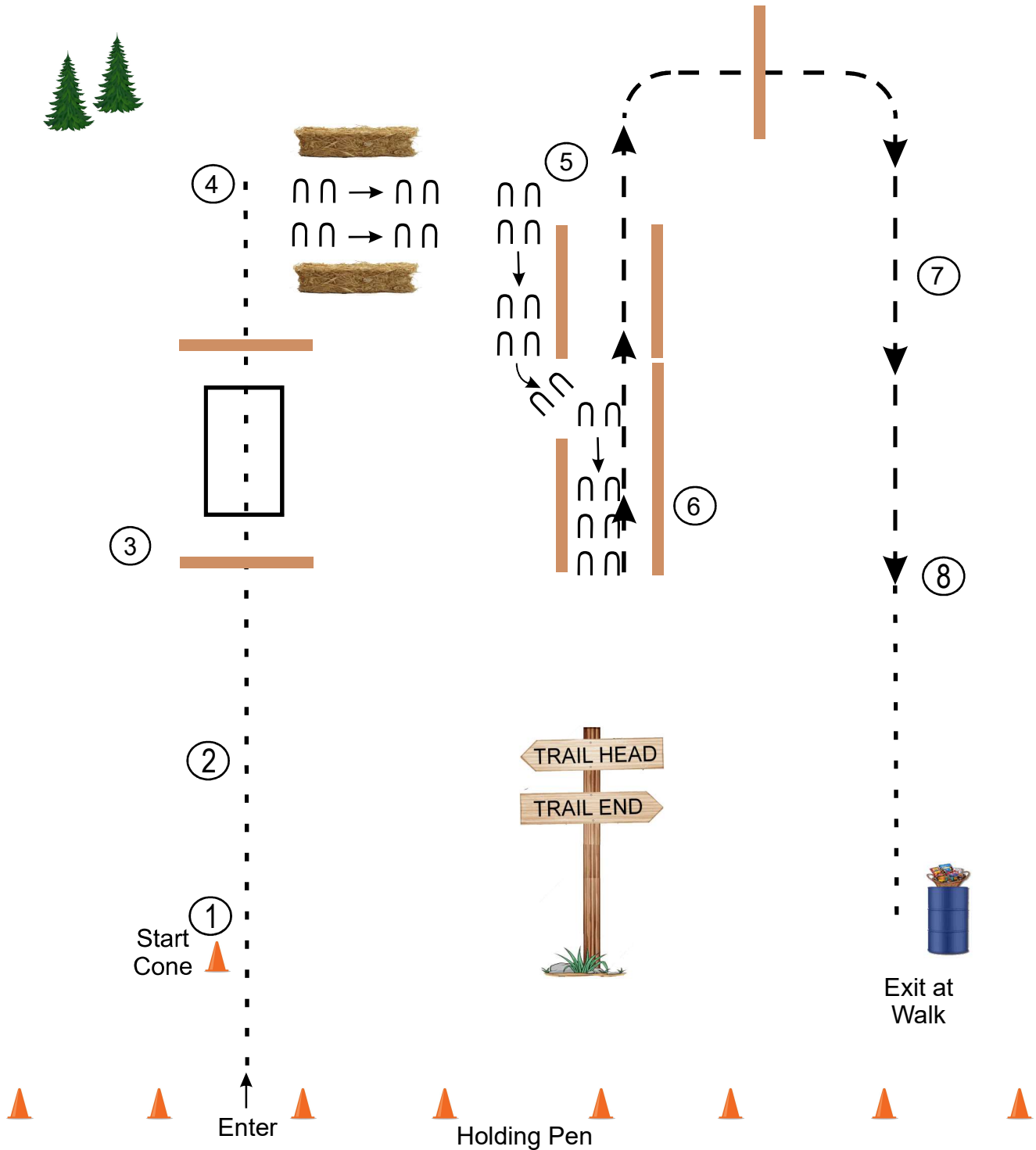
1. Working Trot at Start Cone and Straight down Rail.
2. As you near corner break to a Walk and Walk the corner.
3. After the curve, pickup Collected Trot (Jog) and complete a small Left Circle in the corner.
4. Once Circle is complete, Extended Trot around next corner and Approximately 1/3 of the way down Rail.

5. Break to a Working Trot.
6. Break to a Walk.
7. Stop and Back 4 Steps.
8. Exit at a Walk.



# OHA Summer Sizzle Open Show

## In-Hand Trail Classes (57 & 60)

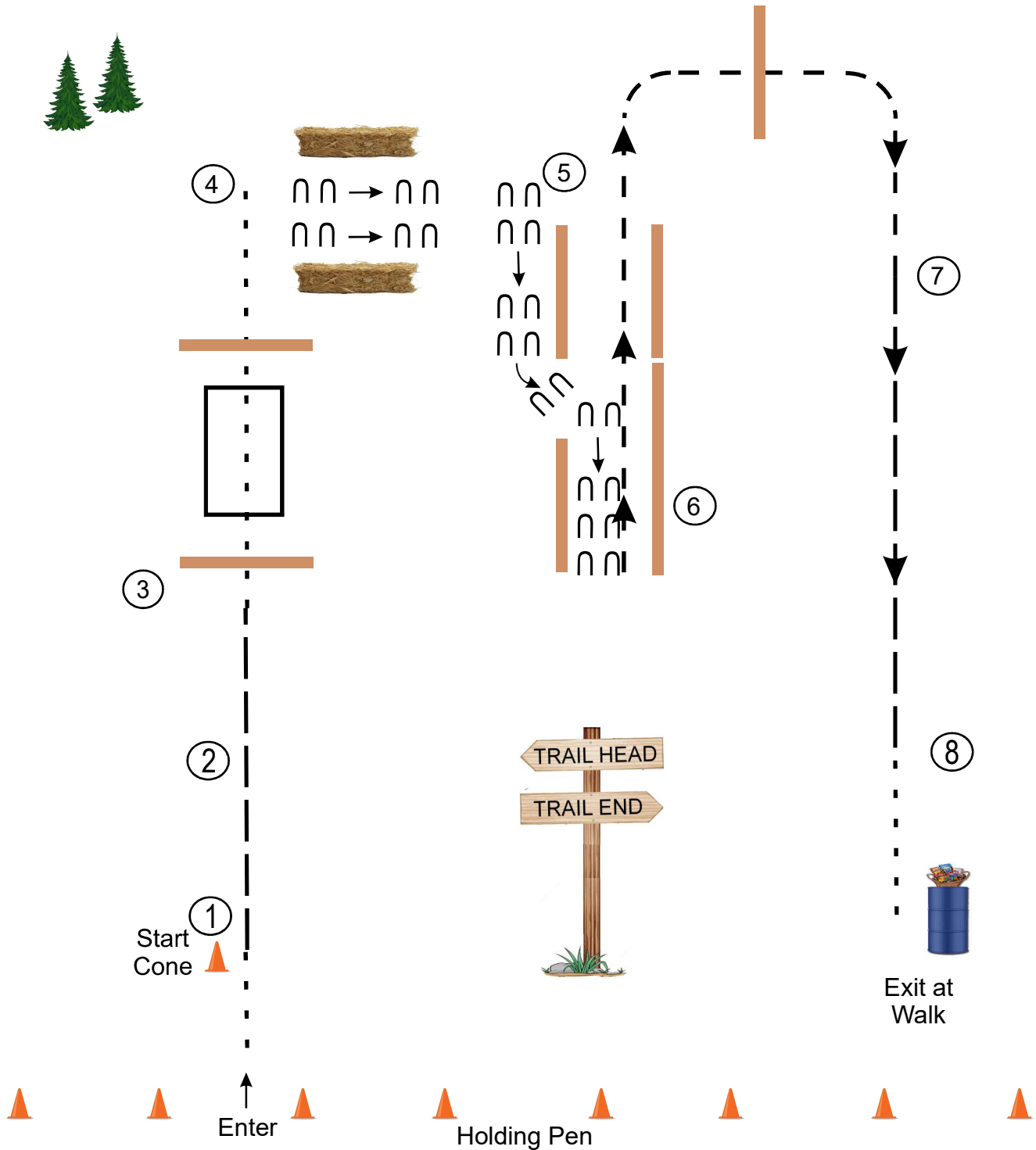


1. Be Ready at "Start Cone".
2. Walk out towards Pole.
3. Continue Walk over Pole, Bridge and 2nd Pole and on to Bales of Hay.
4. Sidepass "R" between Bales.
5. Back next to Pole; continue Backing into and to the end of Chute.

6. Jog out of Chute and over Pole.
7. Continue Trot to end of Chute.
8. Break to a Walk, Stop and choose your Goodie and enjoy.
9. Exit at a Walk.

# OHA Summer Sizzle Open Show

## Trail Walk / Trot Classes (58 & 59)



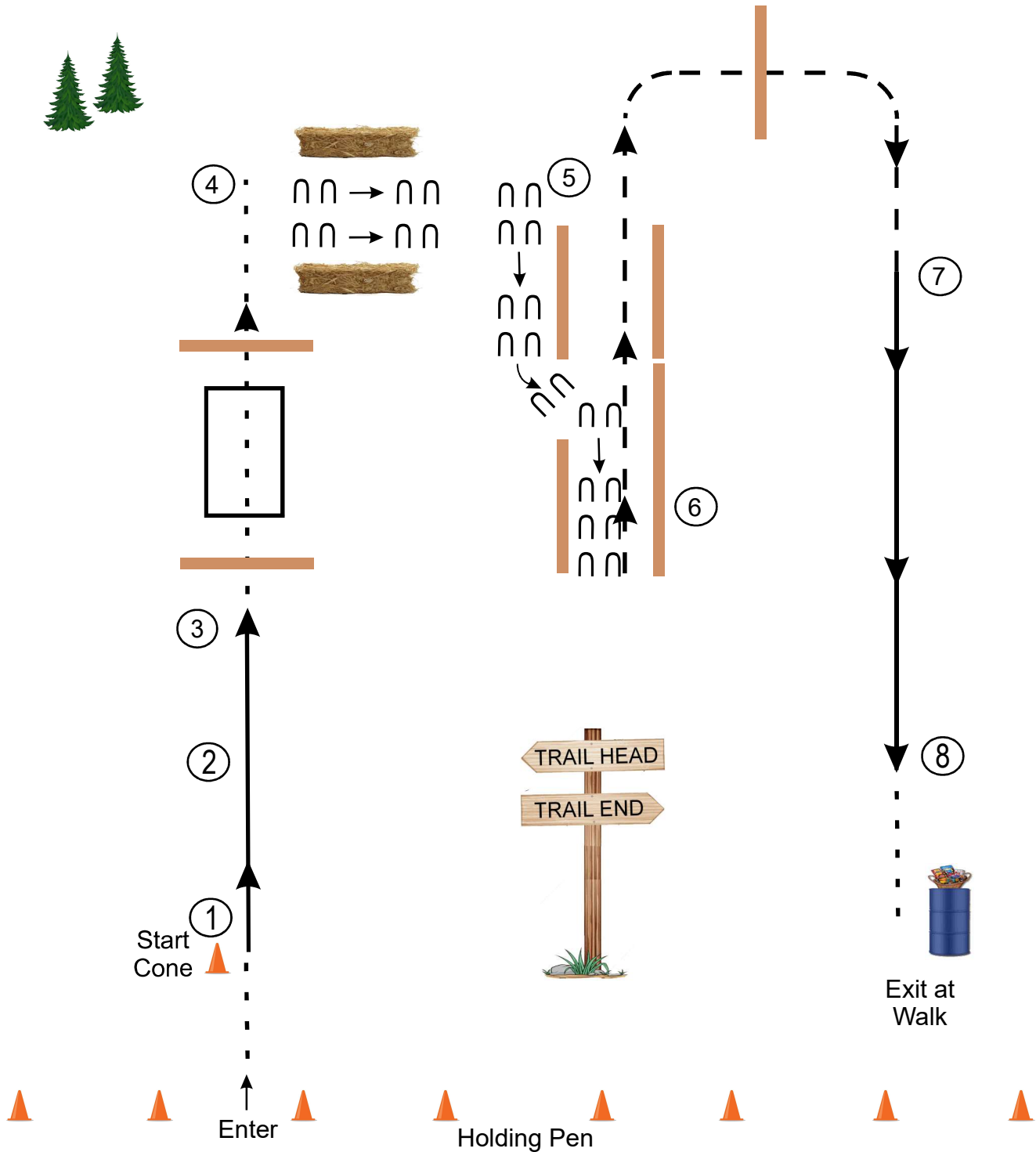
1. Be Ready at "Start Cone".
2. Extend Trot towards Pole.
3. Break to Walk and Walk over Pole, Bridge and 2nd Pole, continuing up to Bales of Hay.
4. Sidepass "R" between Bales of Hay.
5. Back next to Pole; continue Backing into and to the end of Chute.

6. Jog out of Chute and over Pole.
7. Extend Trot towards Goodie Barrel.
8. Break to a Walk just before Barrel, Stop, choose your Goodie. Enjoy.
9. Exit at a Walk.

# OHA Summer Sizzle Open Show

## Regular Trail

### All Lope Classes (61 & 62)



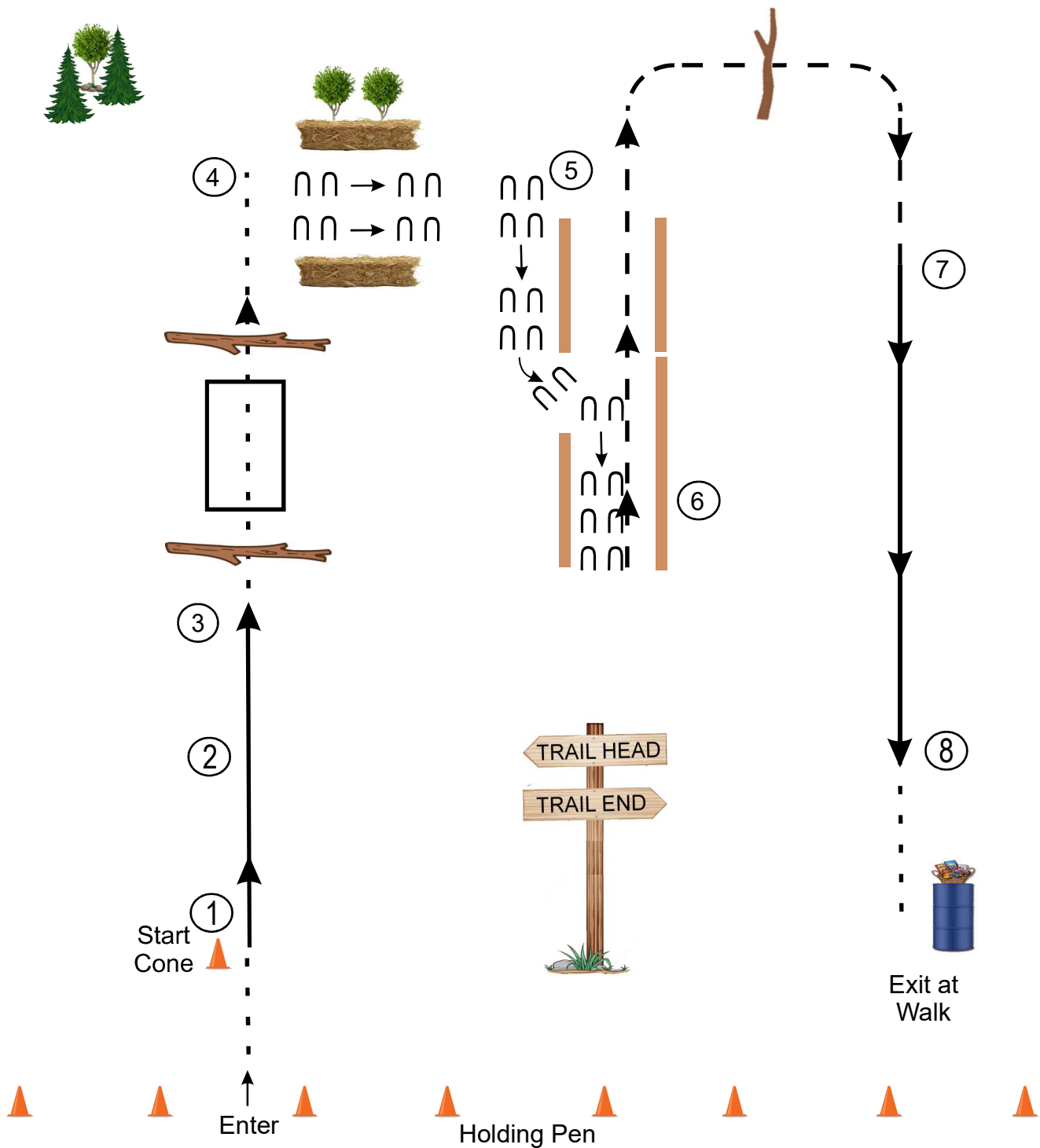
1. Be Ready at "Start Cone".
2. Lope "Left Lead" towards Pole.
3. Break to Walk and Walk over Pole, Bridge and 2nd Pole, continuing up to Bales of Hay.
4. Sidepass "R" between Bales of Hay.
5. Back next to Pole; continue Backing into and to the end of Chute.

6. Jog out of Chute and over Pole.
7. Lope "Right Lead" towards Goodie Barrel.
8. Break to a Walk just before Barrel, Stop, choose your Goodie. Enjoy.
9. Exit at a Walk.

# OHA Summer Sizzle Open Show

## Ranch Trail

All Classes (63, 64 & 65)

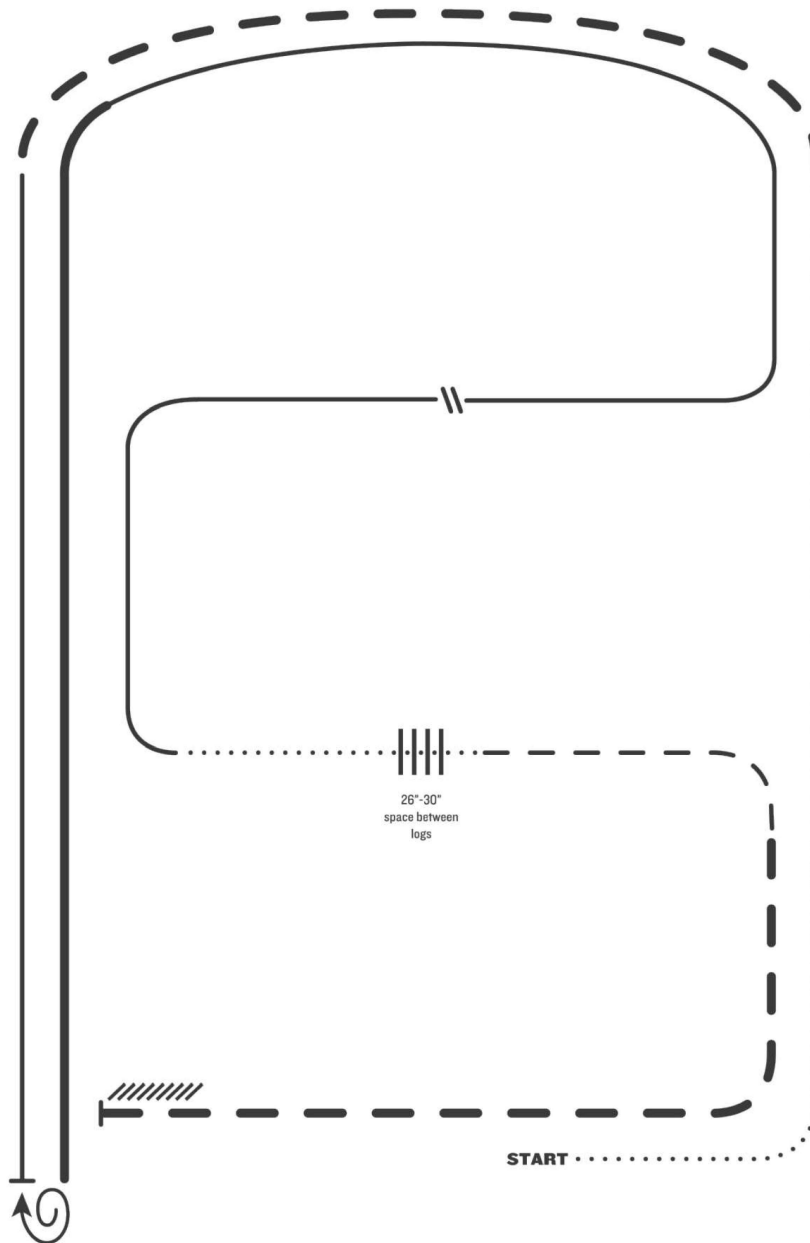


1. Be Ready at "Start Cone".
2. Lope out "Left Lead" towards Branch.
3. Break to Walk and Walk over Branch, Bridge and 2nd Branch, continuing up to Bales of Hay.
4. Sidepass "R" between Bales of Hay.
5. Back next to Pole; continue Backing into and to the end of Chute.

6. Trot out of Chute and over Branch.
7. Lope "Right Lead" towards Goodie Barrel.
8. Break to a Walk just before Barrel, Stop, choose your Goodie. Enjoy.
9. Exit at a Walk.

# OHA Summer Sizzle Open Show

## Ranch Riding Pattern Classes (69, 70 & 71)



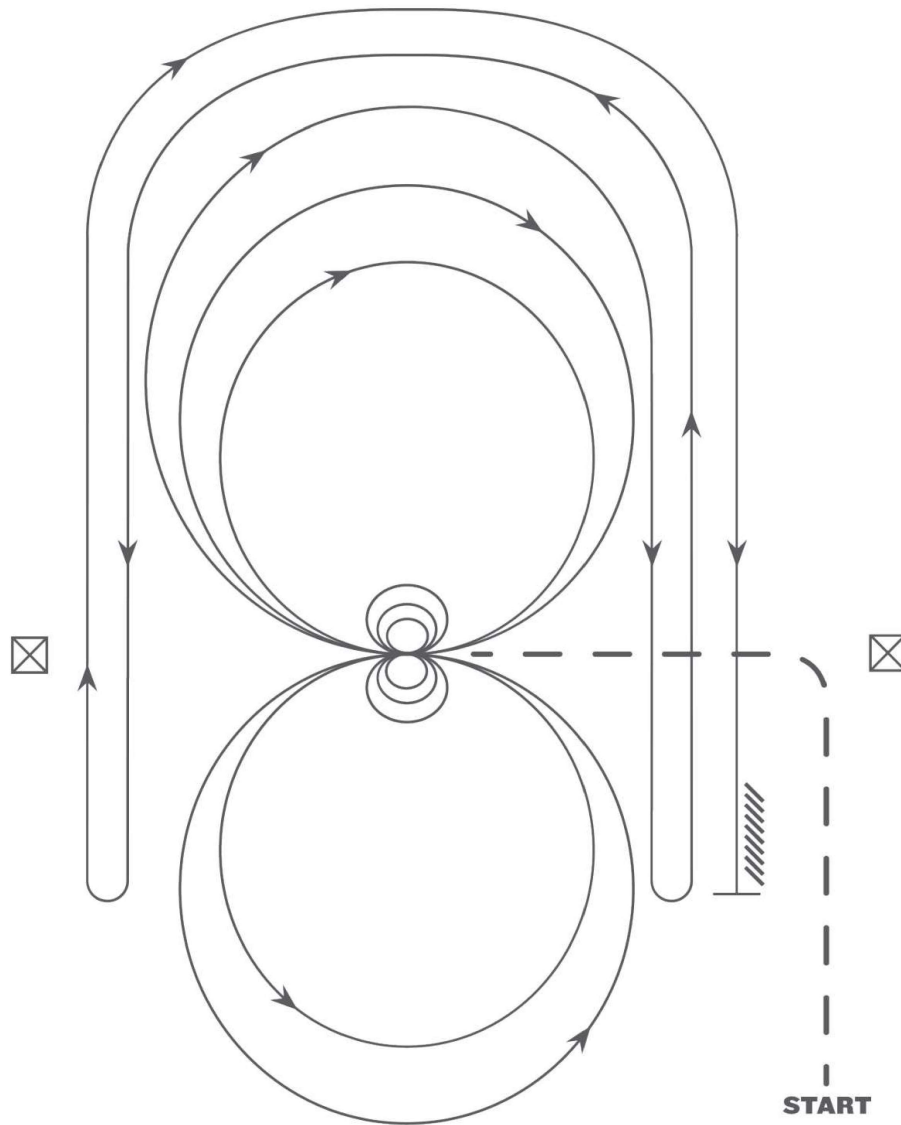
1. Walk
2. Trot
3. Extended trot
4. Lope left lead
5. Stop, 1 1/2 turn right
6. Extended lope
7. Collect lope right lead
8. Change leads (simple or flying), continue lope left lead
9. Walk
10. Walk over logs
11. Trot
12. Extended trot
13. Stop and back

### LEGEND

- ..... Walk
- ..... Extended Walk
- - - Trot
- - - Extended Trot
- Lope
- Extended Lope
- //// Back
- \\ Lead Change

# OHA Summer Sizzle Open Show

## Ranch Reining Classes (72, 73 & 74)



Ride pattern as follows: Trot to center of arena and stop.

1. Complete 3 spins in one direction. Hesitate.
2. Complete 3 spins in the opposite direction. Hesitate.
3. Beginning on right lead, complete two large fast circles to the right. Change leads at center of arena.
4. Complete two large fast circles to the left. Change leads at center of arena.
5. Begin a large circle to the right but do not close this circle. Run down the right side of the arena past the center marker and do a left roll back at least 20 feet from the wall or fence, no hesitation.
6. Continue back around the previous circle but do not close this circle. Run down the left side of the arena past the center marker and do a right roll back at least 20 feet from the wall or fence, no hesitation.
7. Continue back around previous circle, but do not close this circle. Run down the right side of the arena past the center marker and do a sliding stop at least 20 feet from the wall or fence. Back up at least 10 feet. Hesitate to show completion of pattern.